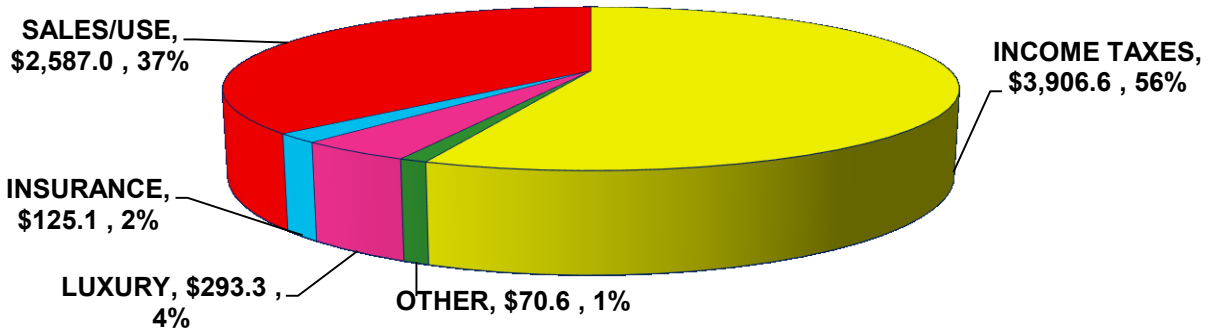


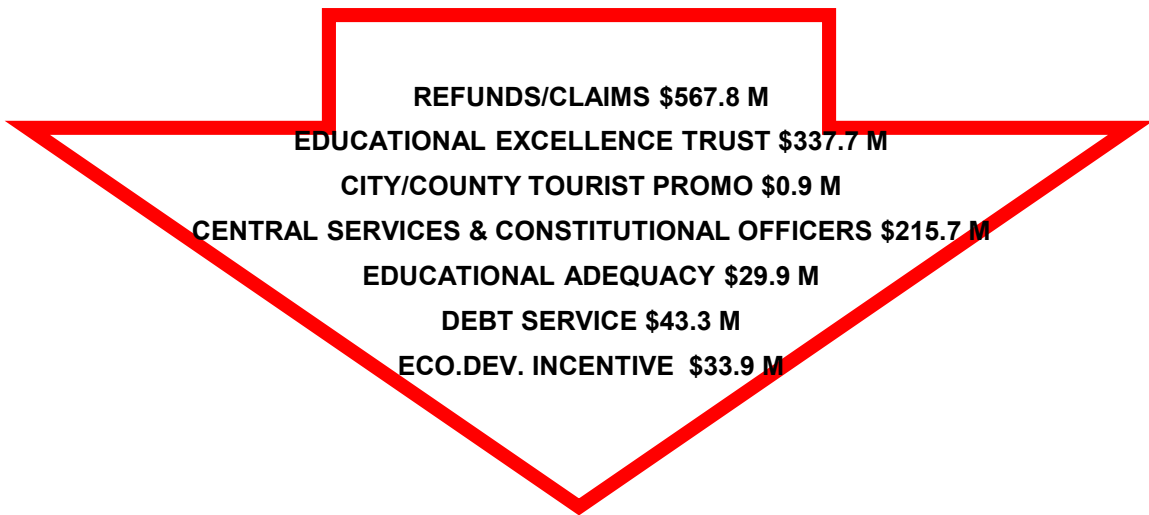
# FISCAL YEAR 2019-20

## ACTUAL GROSS GENERAL REVENUE COLLECTIONS

### \$6,982.6 Million

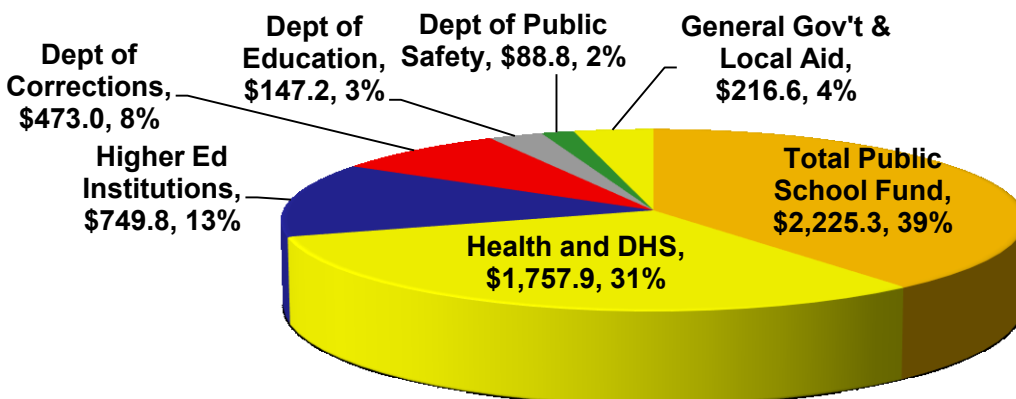


**LESS**



### DISTRIBUTION OF FY2020 "NET AVAILABLE" GENERAL REVENUES<sup>1</sup>

#### \$5,753.4 Million



Rainy Day \$15.8M  
 +  
 Medicaid \$5.9M  
 +  
 Recoup & Surplus \$72.2M  
 +  
 Transportation Dept. \$795K

1. Distribution to State Agencies and Institutions: \$5,658.6 Million

**FISCAL YEAR 2019-2020  
GENERAL REVENUE COLLECTIONS**

<b>Income Tax Collections:</b>	<b>\$3,906,569,963.87</b>	<b>Insurance:</b>	<b>\$125,063,350.09</b>
Income Tax - Corporate Estimates	\$314,820,900.57	Insurance Premium Tax	\$125,063,350.09
Income Tax - Corporate Final Payments	\$167,346,279.30		
Income Tax - Indiv. Withholding- Mth.	\$2,819,290,950.35	<b>Luxury Taxes</b>	<b>\$293,250,586.37</b>
Income Tax - Individual Estimates	\$344,792,750.43	ABC Fines	\$374,350.00
Income Tax - Individual Final Payments	\$260,319,083.22	ABC Transcripts	\$0.00
		Beer Permits	\$791,449.50
<b>Sales Tax Collections:</b>	<b>\$2,587,046,255.80</b>	Beer Retail Tax	\$16,234,007.55
Sales & Use Tax	\$2,577,205,678.29	Beer Tax- 25 cents Per Barrel	\$384,418.69
Sales Tax - Long Term Vehicle Lease	\$641.35	Beverage Excise Tax - 3%	\$0.00
Sales Tax - Residential Moving	\$775,208.34	Wine Distribution Enforcement Tax	\$74,415.00
Sales Tax - Short-Term Rental	\$3,034,289.77	Wine Distribution Tax	\$3,022,922.80
Sales Tax - Vehicle Rental	\$5,864,819.27	Wine Permits	\$294,025.00
Sales Tax - Wholesale Vending	\$165,618.78	Winery Enforcement Tax	\$4,216.31
		Light Wine Enforcement Tax	\$7,870.97
<b>Other:</b>	<b>\$70,627,155.14</b>	Light Wine Tax	\$77,487.72
Auditor - Unclaimed Property	\$23,395,269.36	Liquor Enf. Tax	\$369,819.54
Security Department Fees	\$13,014,358.09	Liquor Permits	\$2,676,942.00
Dyed Distillate Special Fuel Tax	\$8,417,334.98	Liquor Tax - \$1.00/.50 Per Gallon	\$505,158.66
Franchise Tax	\$8,000,000.00	Liquor Tax - \$2.50 Per Gallon	\$10,536,642.97
Severance Tax	\$6,983,517.35	Small Winery Tax	\$157,980.76
Real Estate Transfer Tax	\$2,607,788.32		
Oil & Gas Commission Fees	\$2,285,127.51		\$35,511,707.47
Security Department-Operations	\$2,255,932.70	Cigar and Tobacco Tax	\$63,399,232.98
Severance Tax-Natural Gas	\$675,000.00	Cigarette Paper Tax	\$1,097,441.56
Miscellaneous Reimbursements	\$661,270.11	Cigarette Tax	\$155,874,030.24
Vending Machine Decal	\$637,586.01	Tobacco Permits	\$130.00
Car Wash Fees	\$453,414.62		
Motor Carrier Fees - Highway Dept.	\$262,329.97		\$220,370,834.78
Comm. of State Lands-Royal. & Leases	\$256,132.32	Bingo Registration Fees	\$40,359.00
DWI Reinstatement Fee	\$217,660.19	Bingo Tax	\$161,153.80
DFA Fines, Penalties and Court Cost	\$183,195.32	Casino Gaming Tax	\$26,125,334.63
Bail Bondsman	\$133,285.62	Casino Licensing Fees	\$606,690.00
Large Truck Speeding Fines	\$127,964.36	Electronic Games License Fees	\$1,600.00
Profess. Fund Raisers & Solicitors Fee	\$51,910.00	Electronic Games Privilege Fee	\$5,657,495.00
DUI Reinstatement Fee	\$7,162.20	Medical Marijuana	\$2,998,116.56
Layout Center Permit 3-4-601	\$400.00		
Anonymous Contributions (SOS)	\$391.11		\$35,590,748.99
Employment Agency Permits	\$75.00	Paid Fantasy Sports	\$113,302.64
Pet Store Registration Fee	\$50.00		
			\$113,302.64
		Racing Taxes - Dog	\$522,208.08
		Racing Taxes - Horse	\$1,141,784.41
			\$1,663,992.49
		<b>TOTAL GROSS REVENUES</b>	<b>\$6,982,557,311.27</b>
		<b>LESS DEDUCTIONS / OFF THE TOP PAYMENTS:</b>	
<b>Central Svcs. &amp; Constitutional Offc</b>	<b>\$215,695,829.36</b>	<b>Refunds / Claims</b>	<b>\$567,778,135.19</b>
Constitutional Officers Fund	\$69,579,299.80	Income Tax Refunds - Corporation	\$49,273,492.82
State Central Services Fund	\$146,116,529.56	Income Tax Refunds - Individuals	\$503,641,338.25
		Claims & Taxes Erroneously Paid	\$212,298.07
<b>Educational Adequacy Fund</b>	<b>\$29,857,122.00</b>	Uncollected Checks	\$3,094,814.11
		Other	\$11,556,191.94
<b>Debt Services</b>	<b>\$43,294,550.30</b>		
College Savings Bond Fund	\$23,202,722.34	<b>Educational Excellence Trust Fund</b>	<b>\$337,743,760.00</b>
Water Waste Pollution Abatement Bond	\$14,800,000.00		
Amendment 82 Bonds	\$5,291,827.96	<b>City-County Tourist Facilities</b>	<b>\$887,908.00</b>
<b>Economic Development &amp; Incentive Fund</b>	<b>\$33,913,252.00</b>		
		<b>Total Deductions</b>	<b>\$1,229,170,556.85</b>
		<b>Net Available For Distribution</b>	<b>\$5,753,386,754.42</b>

# GR Distributions Page 1 of 2

General Revenue	2019-20 Final	2020-21 Forecast
Distributions Through RSA (Red indicates funding is through the Miscellaneous Agencies Fund which is one total allocation in RSA)	Final Distribution	April 2, 2020 Forecast (A+A1+B+C Funded)

Division of Elementary and Secondary Education PSF	\$2,187,669,810	\$2,187,669,809
State Library Public School Fund	\$5,641,919	\$5,359,823
Career and Technical Education PSF	\$31,964,521	\$30,366,357
<b>Total Public School Fund</b>	<b>\$2,225,276,250</b>	<b>\$2,223,395,989</b>

DHS - Grants (Medicaid)	\$1,253,832,851	\$1,313,215,466
DHS - Children and Family Services	\$125,202,457	\$118,956,010
DHS - Behavioral Health Services	\$96,506,739	\$93,993,600
DHS - Developmental Disabilities Services	\$66,983,723	\$63,650,743
DHS - Youth Services	\$48,769,900	\$48,799,561
DHS - County Operations	\$48,185,582	\$45,797,548
DHS - Administration - Directors Office	\$23,961,086	\$22,601,484
DHS - Provider Services and Quality Assurance	\$5,385,624	\$5,118,262
DHS - Medical Services	\$2,337,188	\$2,220,986
DHS - Child Care/Early Childhood Education	\$2,114,627	\$2,009,177
<b>Total DHS</b>	<b>\$1,673,279,777</b>	<b>\$1,716,362,837</b>

Health Department	\$81,904,015	\$78,751,022
Spinal Cord Commission	\$2,237,850	\$2,126,791
Health Services Agency	\$397,493	\$377,619
Minority Health Commission	\$219,101	\$208,146
<b>Total Health Department</b>	<b>\$84,758,459</b>	<b>\$81,463,578</b>

<b>Total Institutions of Higher Education</b>	<b>\$749,767,042</b>	<b>\$717,424,946</b>
---	----------------------	----------------------

Division of Correction	\$358,476,840	\$360,991,738
Division of Community Correction	\$91,115,363	\$91,439,530
County Jail Reimbursement	\$18,263,607	\$18,397,647
Parole Board	\$2,372,692	\$2,256,396
Riverside VTS	\$2,353,432	\$2,240,714
Sentencing Commission	\$412,375	\$391,757
Department of Corrections - Miscellaneous Agencies Fund	\$0	\$195,357
<b>Total Department of Corrections</b>	<b>\$472,994,309</b>	<b>\$475,913,139</b>

Education Facilities Partnership	\$41,828,951	\$41,828,951
Higher Education Grants	\$40,017,466	\$38,016,592
Department of Education	\$16,298,264	\$15,529,092
Division of Higher Education	\$11,401,648	\$11,006,173
School for the Deaf	\$10,511,853	\$10,006,090
School for the Blind	\$7,234,724	\$6,885,722
Educational Television	\$5,465,076	\$5,202,689
Division of Career and Technical Education	\$4,802,243	\$9,500
State Library	\$3,615,572	\$3,435,963
Northwest TI	\$3,148,724	\$2,999,927
Division of Academic Facilities & Transportation	\$2,617,738	\$2,491,050
Martin Luther King, Jr. Commission	\$264,442	\$264,959
<b>Total Department of Education</b>	<b>\$147,206,701</b>	<b>\$137,676,708</b>

Division of Arkansas State Police	\$69,392,252	\$62,366,357
Crime Laboratory	\$9,275,192	\$9,677,321
Crime Information Center	\$3,759,593	\$3,571,614
Law Enf. Standards & Trng.	\$3,627,029	\$3,446,145
Dept. of Emergency Management AWIN	\$1,914,924	\$8,810,723
DFA - Dept. Justice Non-Victim Assistance	\$1,000,000	\$950,000
Dept. of Public Safety -LESO	\$0	\$79,673
Dept. of Public Safety - Fire Prevention	\$0	\$28,500
<b>Total Department of Public Safety</b>	<b>\$88,968,989</b>	<b>\$88,930,333</b>

# GR Distributions Page 2 of 2

<b>General Government and Local Aid - General Revenue</b>	<b>2019-20</b>	<b>2020-21 Forecast</b>
Distributions Through RSA (Red indicates funding is through the Miscellaneous Agencies Fund which is one total allocation in RSA)	Final	April 2, 2020 Forecast (A+A1+B+C Funded)
Economic Development Commission	\$14,815,619	\$14,076,611
Rehabilitation Services	\$12,910,638	\$11,354,786
Workforce Services - TANF	\$3,864,840	\$3,671,598
Skills Development Fund		\$3,580,309
State Services for the Blind	\$1,965,700	\$1,867,855
Workforce Services - Adult Ed		\$899,680
Waterways Commission	\$258,508	\$245,582
Dept. of Commerce - Wine Prod Council	\$0	\$4,750
<b>Total Department of Commerce</b>	<b>\$33,815,305</b>	<b>\$35,701,171</b>
Parks and Tourism	\$20,775,547	\$19,748,929
Division of Arkansas Heritage General Government Funds	\$7,512,712	\$7,141,636
Parks and Tourism -WMS Comm.	\$447,647	\$425,264
Capitol Zoning Commission	\$252,357	\$239,739
<b>Total Department of Parks, Heritage and Tourism</b>	<b>\$28,988,263</b>	<b>\$27,555,568</b>
Department of Agriculture	\$17,716,231	\$16,837,301
Natural Resources Commission	\$6,443,409	\$6,122,232
L & P - Show Premiums	\$729,272	\$692,809
<b>Total Department of Agriculture</b>	<b>\$24,888,912</b>	<b>\$23,652,342</b>
DFA - Child Support Enforcement	\$12,984,053	\$12,334,851
DFA - Children's Hospital	\$3,497,594	\$3,322,715
DFA - Alcohol Beverage Control	\$2,984,416	\$2,836,296
DFA - Racing Commission	\$1,843,071	\$1,751,968
DFA -Various Grants & Expenses	\$1,254,045	\$1,057,735
DFA - Tobacco Control Board	\$678,889	\$645,062
DFA - Assessment Coordination Dept.	\$536,172	\$512,285
DFA - Victims of Crime Justice Assistance	\$359,196	\$341,237
DFA - Child Welfare Restructuring	\$273,485	\$259,810
DFA - UAMS-Child Abuse/Violence	\$63,554	\$60,377
DFA - Developmental Disabilities Council	\$36,447	\$34,624
<b>Total DFA</b>	<b>\$24,510,922</b>	<b>\$23,156,960</b>
Department of the Military	\$9,313,129	\$6,385,424
Military - Nat'l Guard Museum	\$81,558	\$77,480
<b>Total Department of the Military</b>	<b>\$9,394,687</b>	<b>\$6,462,904</b>
Division of Environmental Quality	\$3,965,422	\$3,767,151
Geological Survey	\$2,028,038	\$1,927,455
<b>Total Department of Energy and Environment</b>	<b>\$5,993,460</b>	<b>\$5,694,606</b>
<b>Total Department of Labor and Licensing</b>	<b>\$3,227,813</b>	<b>\$3,068,060</b>
Municipal Aid	\$29,372,099	\$27,903,494
County Aid	\$21,428,616	\$20,357,186
Motor Vehicle Acquisition	\$3,000,000	\$0
Performance Fund (Merit Adjustment)	\$14,785,000	\$0
Office of Medicaid Inspector General	\$1,194,475	\$1,135,220
Office of Medicaid Inspector General-Fair Housing Com	\$271,565	\$257,986
Dept of Trans & Shared Svcs-Building Authority Division	\$2,115,187	\$2,010,550
Dept of Trans & Shared Svcs-Office of Geographic Inform.	\$1,272,869	\$1,209,225
Dept of Veterans Affairs	\$2,318,985	\$2,203,848
Dept of Veterans Affairs-Vet Child Welfare Serv. Off.	\$154,747	\$147,009
Dept of Veterans Affairs-Disabled Vet Service Office	\$39,277	\$37,313
Ethics Commission	\$973,345	\$924,794
UAMS - Various Programs	\$825,035	\$783,784
Jud. Discipline & Disability Comm.	\$691,467	\$657,711
State Bd.of Election Commissioners	\$4,709,404	\$590,070
UAMS - AR Center for Health Improvement	\$500,000	\$475,000
Highway & Trans. Department	\$350,393	\$332,874
State's Contributions & Organization Payments	\$1,522,313	\$1,446,198
Allocated Miscellaneous Agencies Fund		
<b>Various General Government and Local Aid</b>	<b>\$85,524,777</b>	<b>\$60,472,266</b>
<b>Total General Government and Local Aid</b>	<b>\$216,344,139</b>	<b>\$185,763,877</b>
RAINY DAY FUND	\$15,877,476	\$0
MEDICAID TRUST FUND	\$5,909,000	\$0
RESTRICTED RESERVE FUND	\$0	\$60,368,593
<b>Grand Total</b>	<b>\$5,680,382,142</b>	<b>\$5,687,300,000</b>