

# 100 Families Initiative

a community-led, family-centric collective impact initiative

**Community  
Model**

**Family  
Model**



**RESTORE HOPE**

COMMUNITY JUSTICE INNOVATIONS

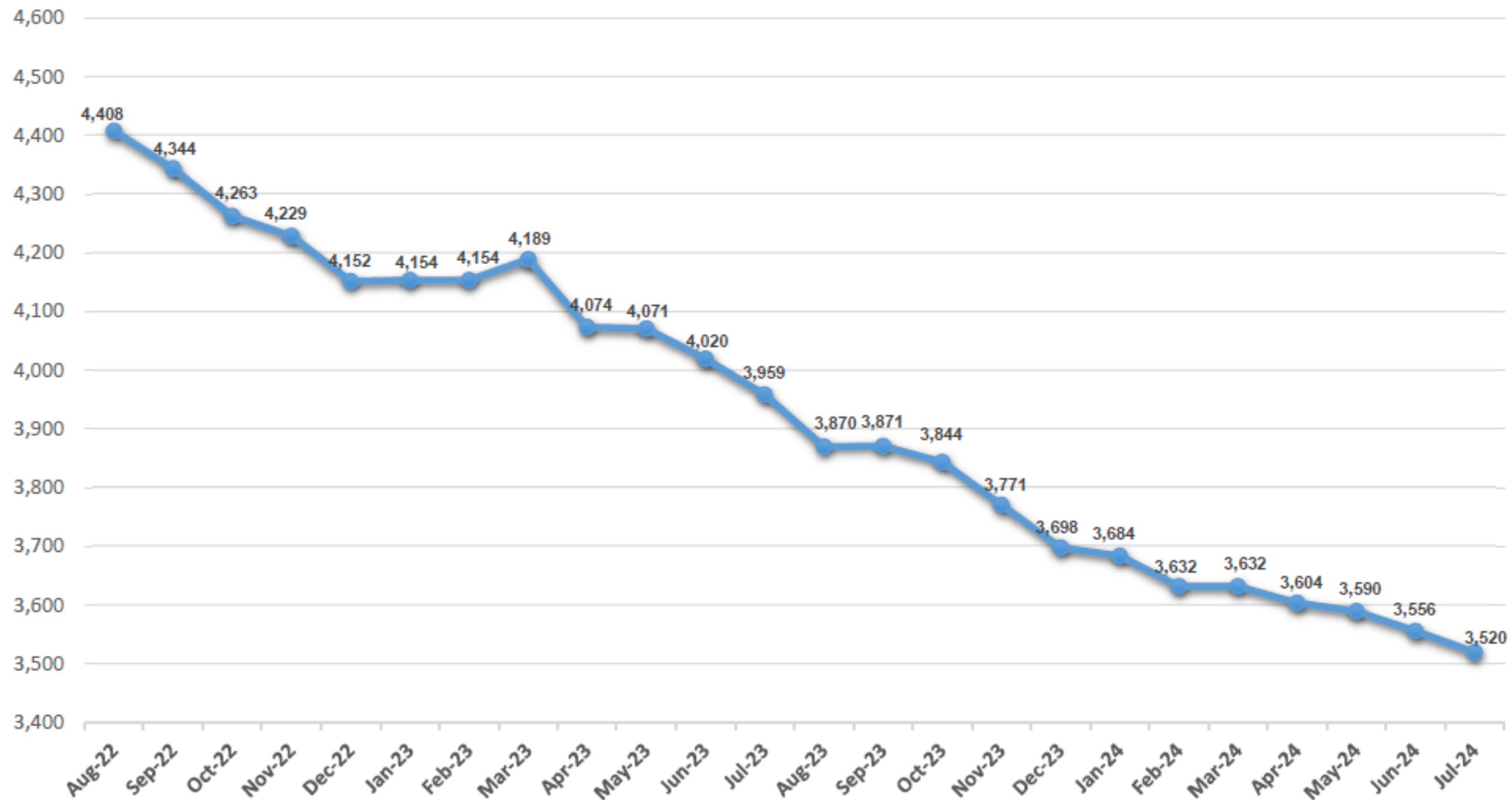
### Children in Foster Care, Statewide



\*The blue line above represents the number of children in care at the beginning of each month from September 2016 through August 2017; the red line represents the same from September 2017 through August 2018.

# Continuing Improvement 2022-2024

## Children in Foster Care, Statewide, Arkansas



\*The blue line above represents the number of children in care at the end of each month.

[humanservices.arkansas.gov](https://humanservices.arkansas.gov)



ARKANSAS  
DEPARTMENT OF  
**HUMAN  
SERVICES**



# Outcomes for Communities

Collective Impact Occurs in a Community when an alliance comes together and provides economic and concrete family supports and relationships.

Sebastian County was the first county to prove the concept using the 100 Families Model.

**Foster  
Care**

50% Reduction in the  
Hardest Hit Community in  
the State

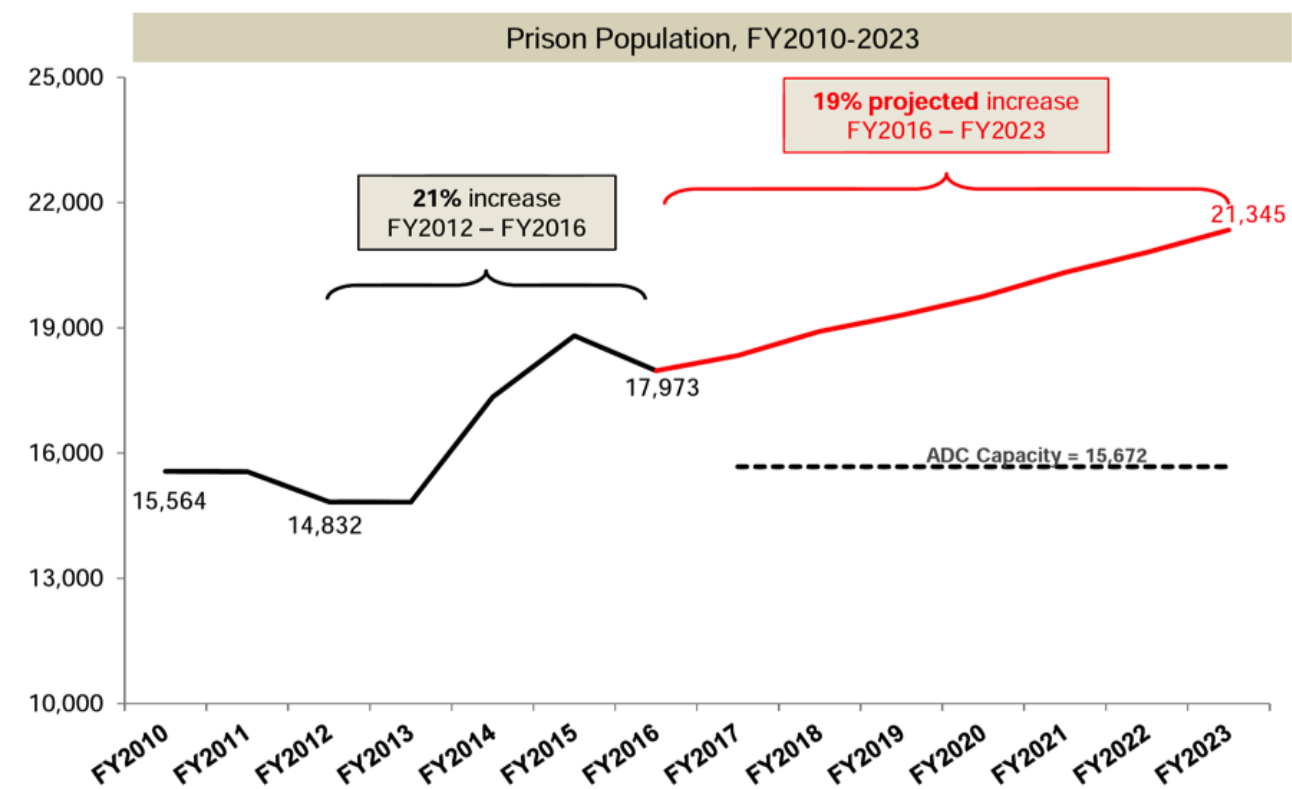
**Incarceration**

30% Reduction in  
Incarceration

**Crime**

20% Reduction in Overall  
Crime Rates

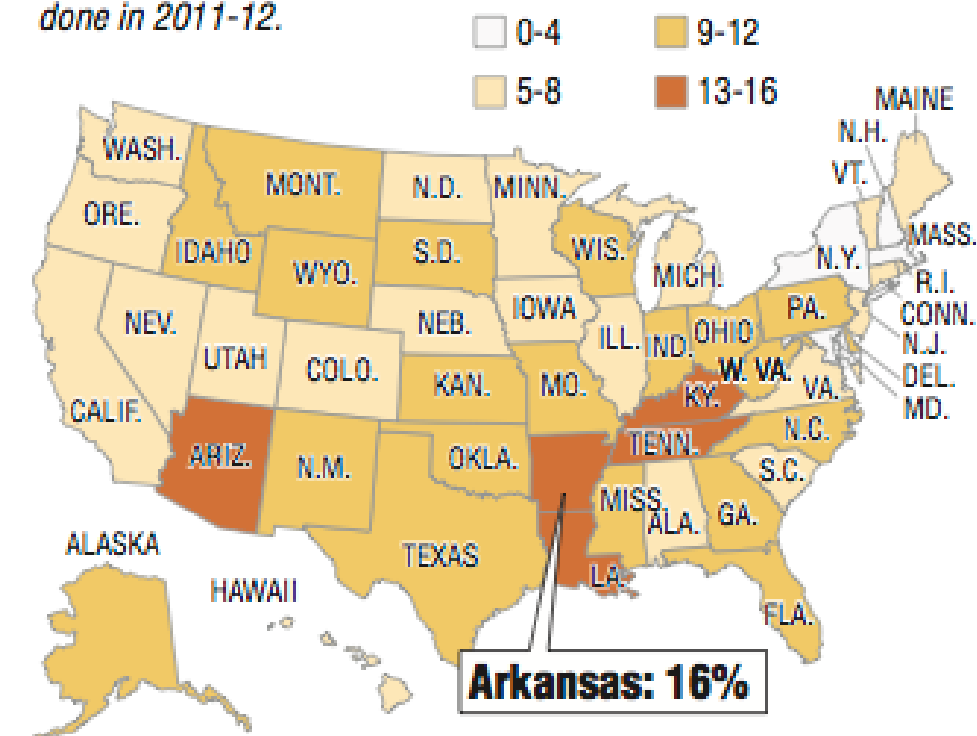
## Fastest Growth in Prison Population



Source: ADC Population Data; JFA Associates, 2016 Arkansas Prison Projections and Historical Corrections Trends, June 2016

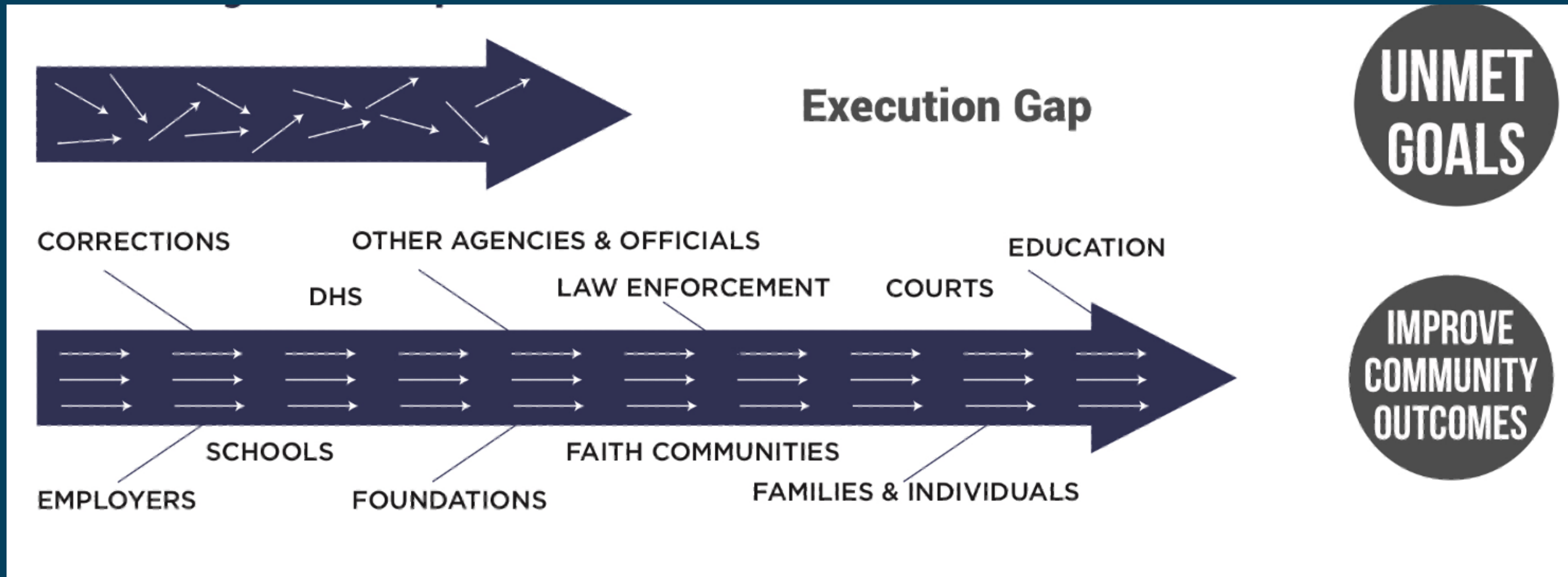
## Highest % of Children with an Incarcerated Parent

According to a study done in 2015-16, 16 percent of children in Arkansas had at some point in their lives a parent or guardian locked up in prison or jail. That was the highest percentage of any state. Some nearby states also had similar percentages. The report by the Annie E. Casey Foundation followed a similar study done in 2011-12.



SOURCE: Annie E. Casey Foundation:

Arkansas Democrat-Gazette



## COMMUNITY

Community Providers are often so busy that they do not know all of what is available in the community and they often feel alone in their work.

## FAMILY

Families are often being served by multiple organizations, but the organizations services are not aligned to help families in the correct sequence.





# Collective Impact

## COMMUNITY COORDINATION

Common Agenda

Shared  
Measurements

Mutually  
Reinforcing  
Activities

Continuous  
Communication

Backbone Support



# Backbone Roles

## COMMUNITY COLLABORATION

**Vision &  
Strategy**

**Establish  
Shared  
Measurements**

**Support  
Aligned  
Activities**

**Build Public  
Will**

**Mobilize  
Funding**

**Advance Policy**

# 100 Families Initiative

100 Families Initiative is a **community-led initiative** to help families move from crisis to stability and thriving using existing community resources by:

- Engaging community partners in an **alliance**,
- Training agencies on a collaborative case management system (**HopeHub**) and
- Recruiting **family advocates** to respond when a family is in crisis.

## ALLIANCE

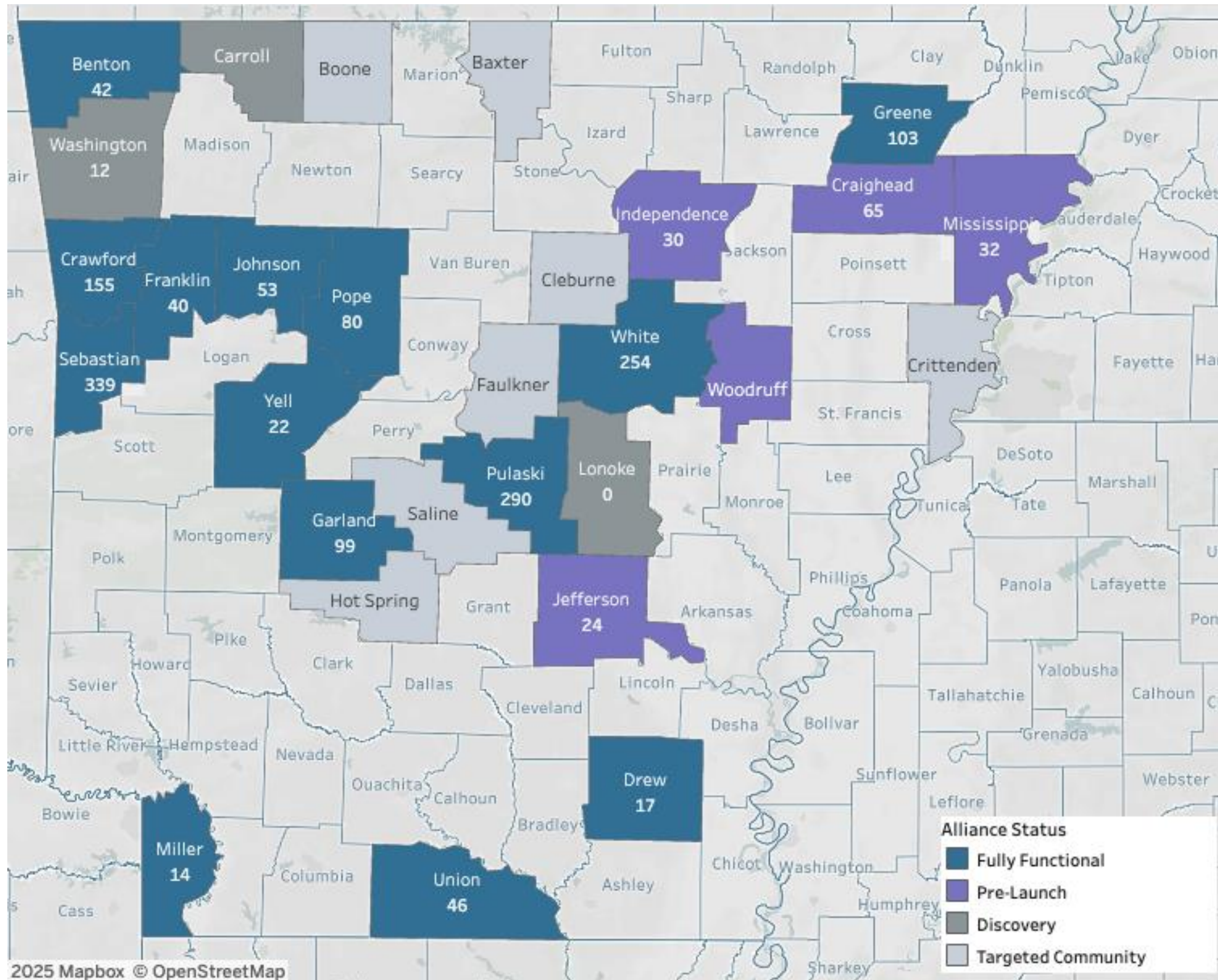


## HOPEHUB



## FAMILY ADVOCATES





### Community Alliance

Sebastian	339
Pulaski	290
White	254
Crawford	155
Greene	103
Garland	99
Pope	80
Craighead	65
Johnson	53
Union	46
Benton	42
Franklin	40
Mississippi	32
Independence	30
Jefferson	24
Yell	22
Drew	17
Miller	14
Washington	12
Woodruff	2
<b>Grand Total</b>	<b>1,719</b>

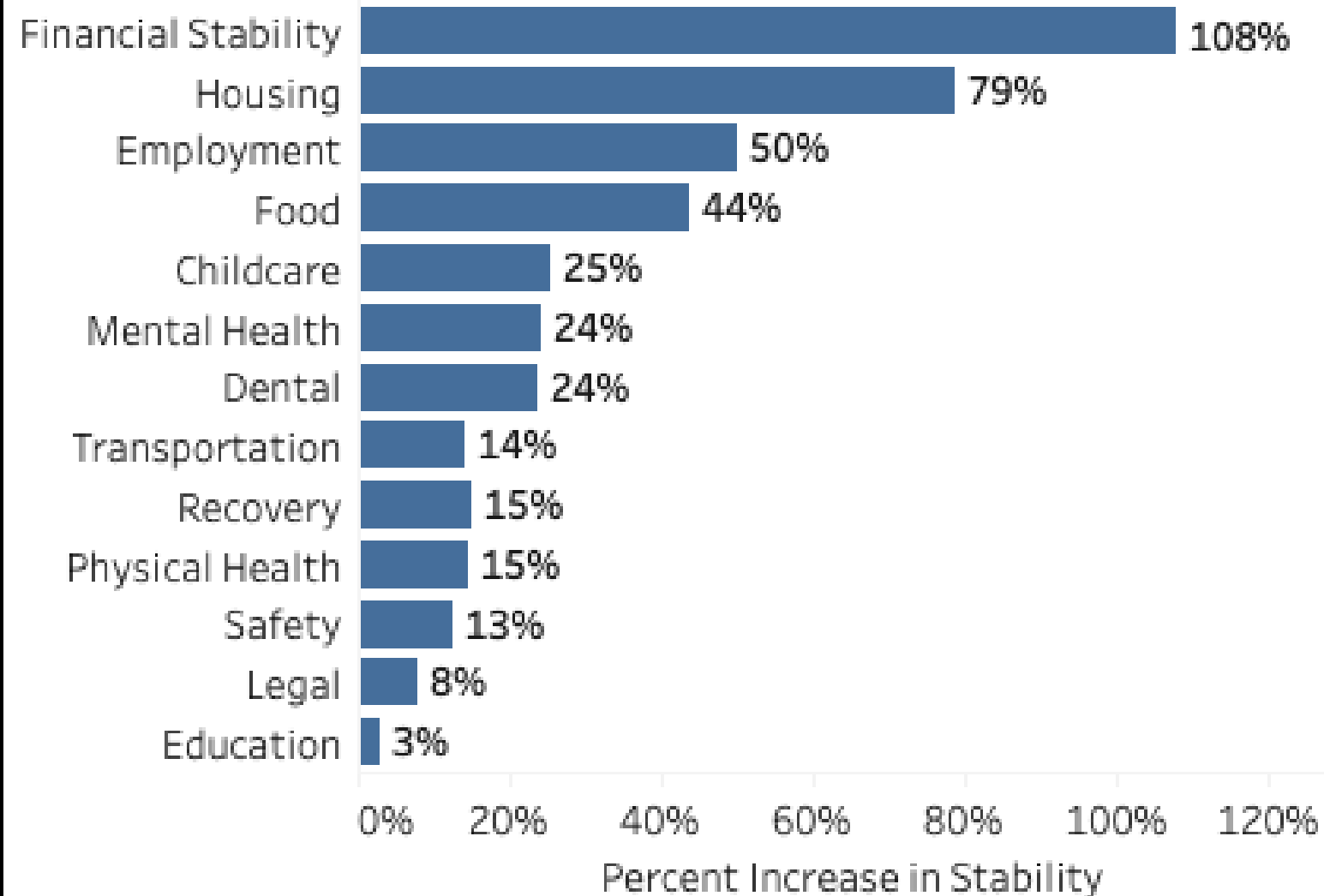


[Click to Learn More!](#)



# Outcomes for Families

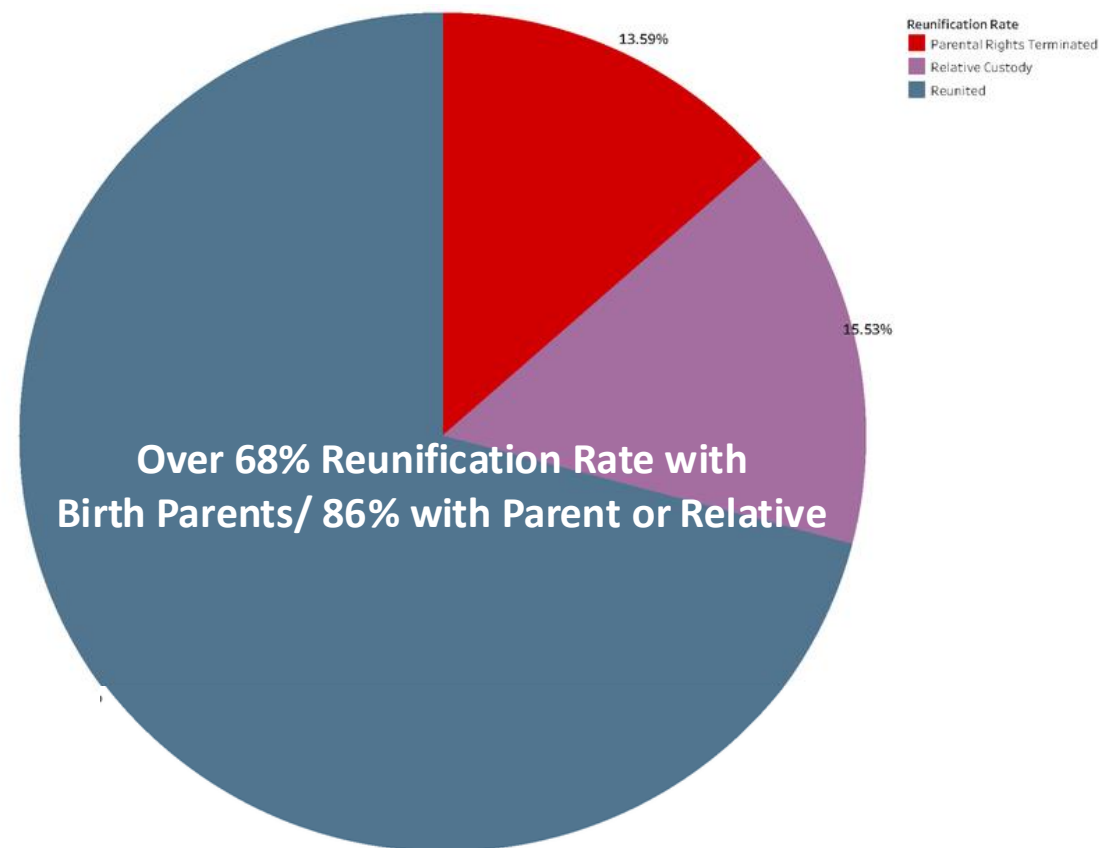
## Collective Impact: Stable/Thriving



Significant improvement in social determinates

# Outcomes for Families

## Families are Safely Together



Reunification rate 43% w/o community coordination


## Child Neglect and Traumatic Removals are Reduced

Although families served had on average three areas of crisis in what is considered child welfare safety factors, the vast majority were moved to stability without EVER having child welfare involvement.

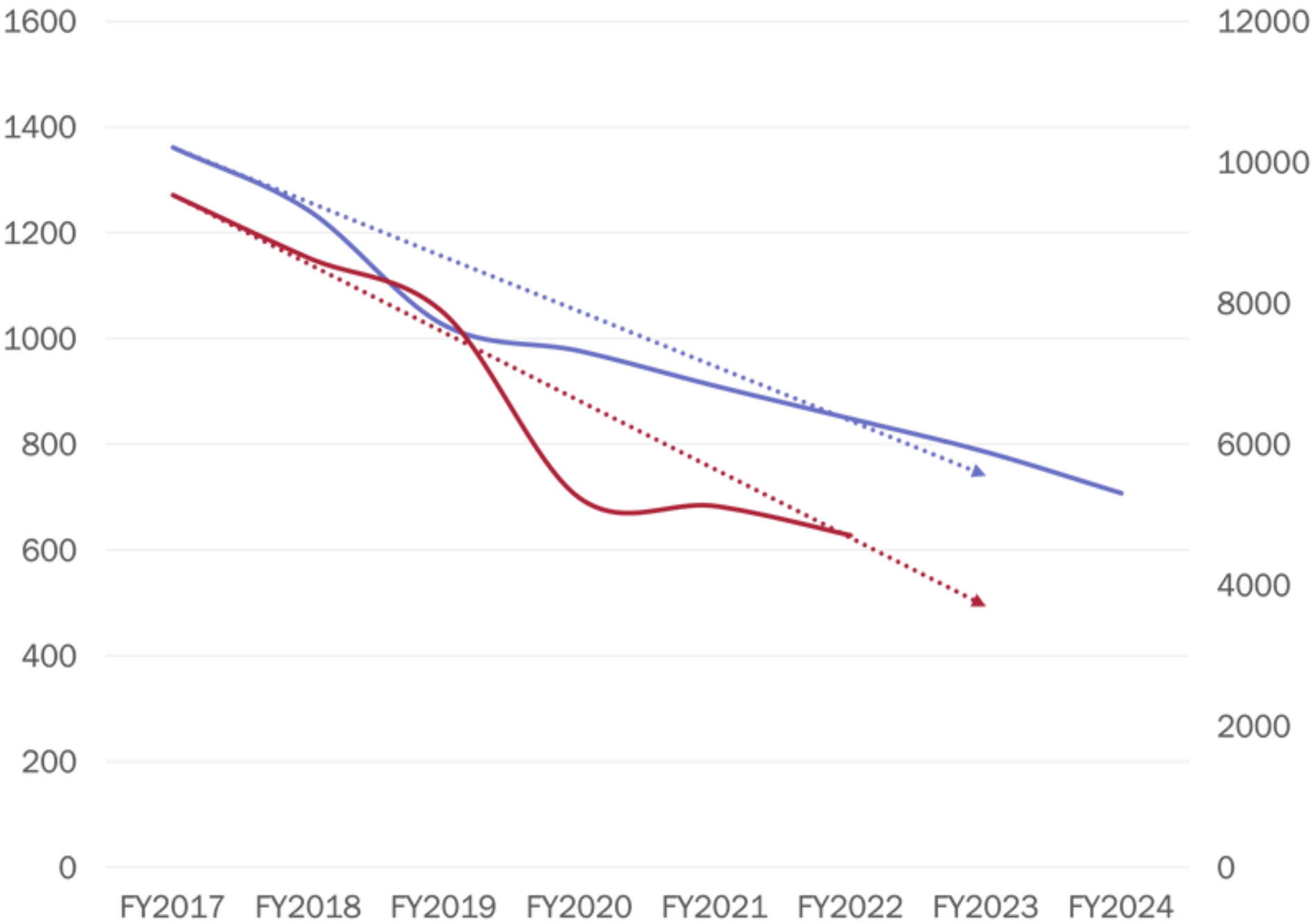
Families are Preserved,  
Children Remain Safely with Their  
Parents

# Outcomes For Communities

Sebastian/Crawford Counties, Arkansas



20% Reduction  
in Crime



Foster Care 50% Reduction in Foster Care

Crime 20% overall reduction in crime

Incarceration 30% reduction local jail

Sources: Number of Persons Incarcerated by Fort Smith Police Department, Crime reports, Fort Smith Police Department  
Number of Children in Foster Care, DCFS Annual Reports 2017-2024





# THE HUB FOR HUMAN SERVICES

A community's tool for providing  
holistic support to individuals in need

**REQUEST A DEMO**



Providers

Sign Up

Already have an account?

Log In

## YOUR ACCOUNT

Communicate with your clients and  
collaborate with your colleagues.



## VIEW DASHBOARDS

You don't need an account to see the  
measurable results of collaboration.

If you've not been trained in HopeHub yet, you must be signed up for or  
receiving training. To sign up for training contact your local coordinator.

Who is my local coordinator?

# hopehub.io