



Arkansas Advanced Initiative for Math and Science

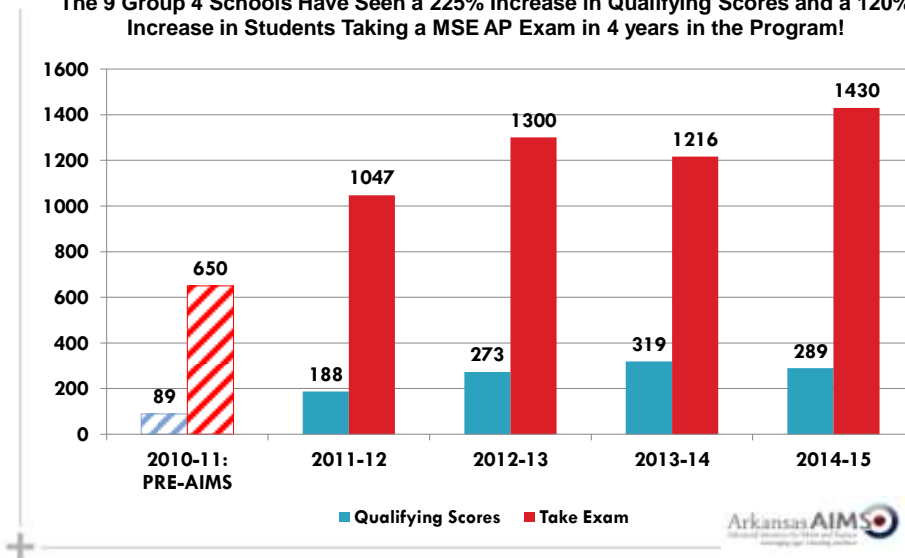
AP Training and Incentive Program



AR AIMS– Group 4 (9 Schools)

AP Math, Science, and English Students

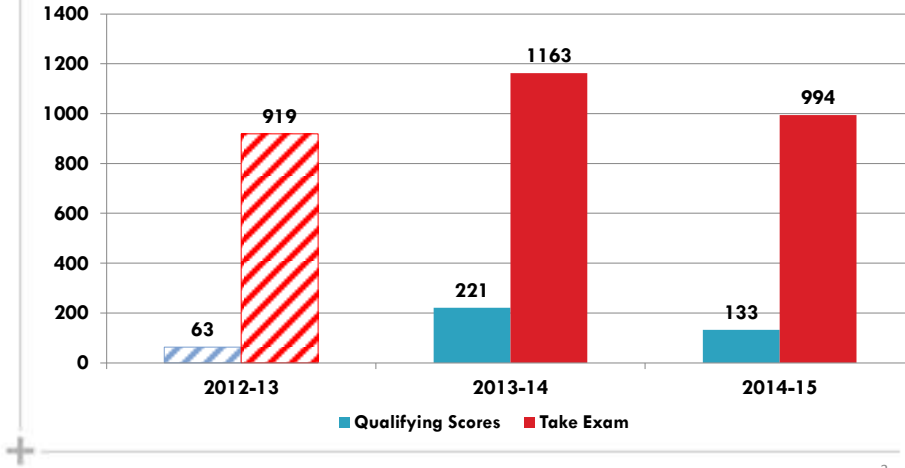
The 9 Group 4 Schools Have Seen a 225% Increase in Qualifying Scores and a 120% Increase in Students Taking a MSE AP Exam in 4 years in the Program!





AR AIMS– Group 5 (7 Schools) AP Math, Science, and English Students

The 7 Group 5 Schools Have Seen a 111% Increase in Qualifying Scores and a 8.2% Increase in Students Taking a MSE AP Exam in 2 years in the Program!

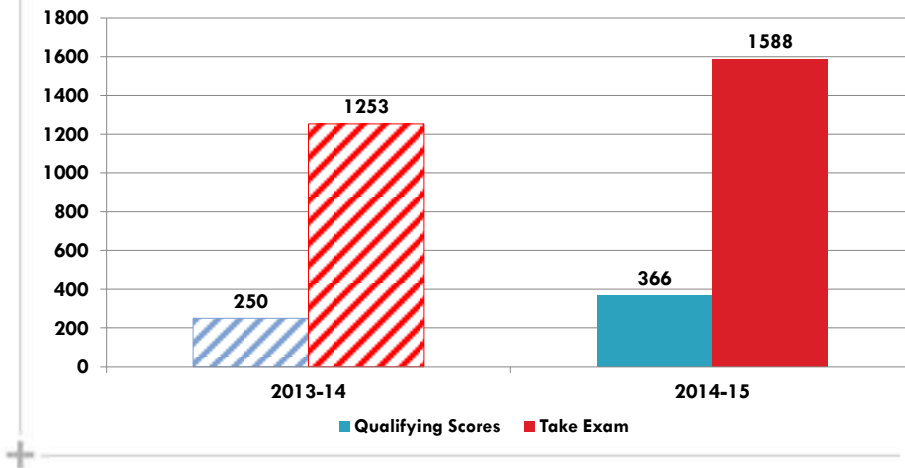


3



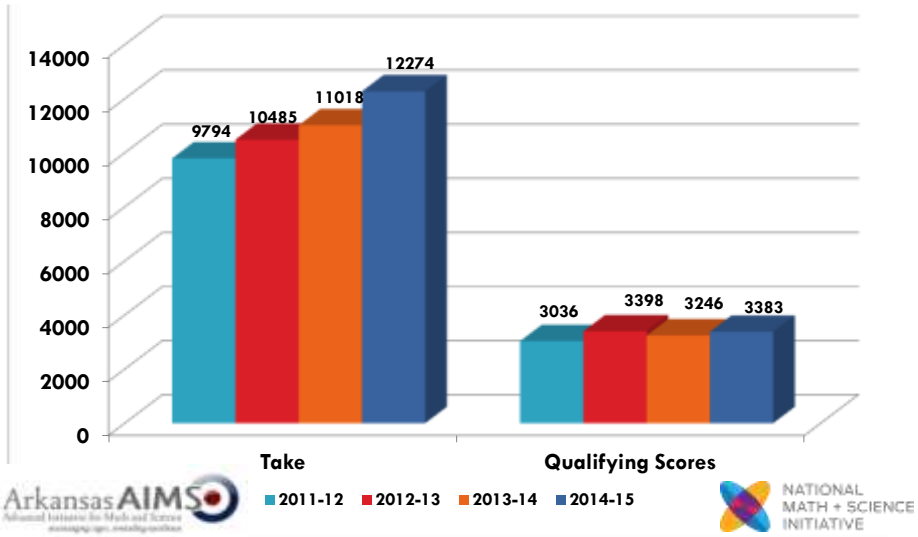
AR AIMS– Group 6 (8 Schools) AP Math, Science, and English Students

The 8 Group 6 Schools Have Seen a 46% Increase in Qualifying Scores and a 27% Increase in Students Taking a MSE AP Exam in 1 years in the Program!



4

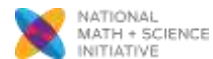
One Year Increases AR AIMS Take and Qualifying Scores MSE Exams



STATE RANKINGS FOR INCREASES IN PASSING SCORES FROM 2008-2015

TOP 20 STATES

MSE	Math/Science	MSE - Minorities	Math/Sci Minorities
AL	155%	LA	408%
LA	143%	AZ	312%
KY	119%	AL	288%
AZ	106%	KY	279%
IN	95%	TX	245%
DC	90%	MS	234%
NV	87%	IN	229%
WY	82%	NV	215%
RI	81%	AR	211%
GA	80%	GA	208%
MA	77%	WY	205%
HI	72%	HI	202%
AR	70%	RI	190%
TX	69%	CO	190%
OH	67%	WA	176%
IL	64%	MO	168%
PA	64%	DC	165%
MO	63%	NE	153%
CO	63%	IA	151%
MN	63%	MA	151%
		LA	269%
		IN	252%
		AL	247%
		MA	239%
		AR	237%
		NV	220%
		AZ	209%
		IL	203%
		PA	197%
		KY	195%
		CT	171%
		MN	159%
		UT	159%
		KS	153%
		OR	152%
		GA	149%
		CO	146%
		WA	144%
		WI	138%
		TX	133%
		LA	269%
		IN	252%
		AL	247%
		MA	239%
		AR	237%
		NV	220%
		AZ	209%
		IL	203%
		PA	197%
		KY	195%
		CT	171%
		KS	202%
		TX	190%
		CO	190%
		CT	176%
		GA	168%
		OR	165%
		OK	153%
		WI	151%
		US	151%

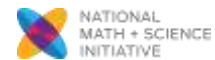


Source: NMSI and The College Board

STATE RANKINGS FOR INCREASES IN QUALIFYING SCORES FROM 2008-2015

TOP 20 STATES

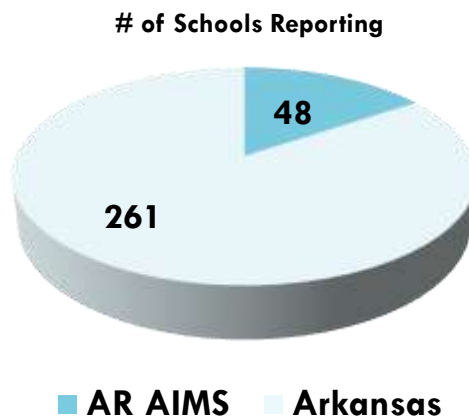
MSE		MSE - Minorities	
AL	155%	LA	269%
LA	143%	IN	252%
KY	119%	AL	247%
AZ	106%	MA	239%
IN	95%	AR	237%
DC	90%	NV	220%
NV	87%	AZ	209%
WY	82%	IL	203%
RI	81%	PA	197%
GA	80%	KY	195%
MA	77%	CT	171%
HI	72%	MN	159%
AR	70%	UT	159%
TX	69%	KS	153%
OH	67%	OR	152%
IL	64%	GA	149%
PA	64%	CO	146%
MO	63%	WA	144%
CO	63%	WI	138%
MN	63%	TX	133%



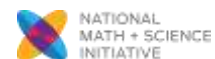
Source: NMSI and The College Board

2014-15 AR AIMS and Arkansas Schools Reporting MSE Exams

AAIMS Schools – 18.4% of schools

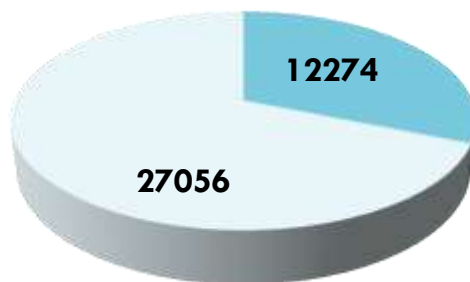


Source: NMSI and The College Board



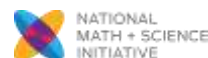
2014-15 AR AIMS and Arkansas Schools Reporting MSE Exams
AR AIMS– 18.4% of schools; 45.4% of AP MSE Exams Taken

of AP MSE Exams Taken



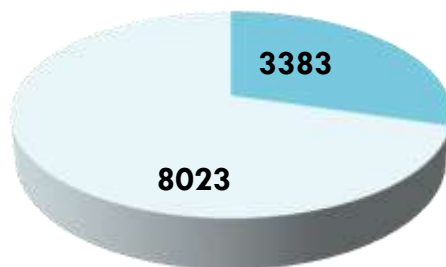
■ AR AIMS ■ Arkansas

Source: NMSI and The College Board



2014-15 AR AIMS and Arkansas Schools Reporting MSE
AR AIMS– 18.4% of schools; 42.2% of AP MSE Exam Qualifying Scores

of AP MSE Exam Qualifying Scores



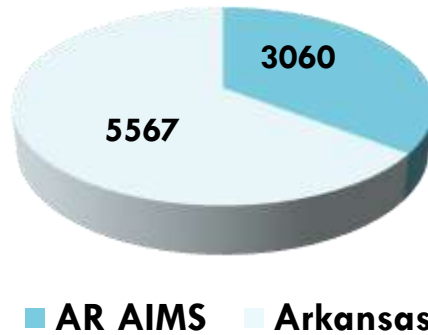
■ AR AIMS ■ Arkansas

Source: NMSI and The College Board



2014-15 AR AIMS & Arkansas Reporting Minority* MSE Exams
AR AIMS– 18.4% of schools; 55% of AP MSE Exams Taken

***# of AP MSE Exams Taken by African American and Hispanic Students**

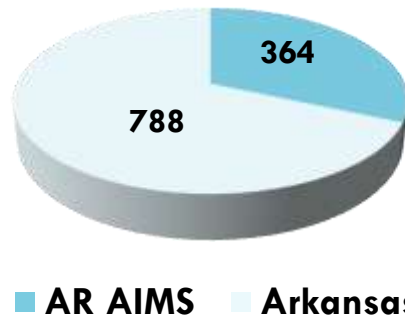


Source: NMSI and The College Board

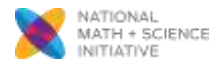


2014-15 AR AIMS & Arkansas Reporting Minority* MSE Exams
AR AIMS– 18.4% of schools; 46.2% of AP MSE Exam Qualifying Scores

of AP MSE Exam Qualifying Scores by African American and Hispanic Students

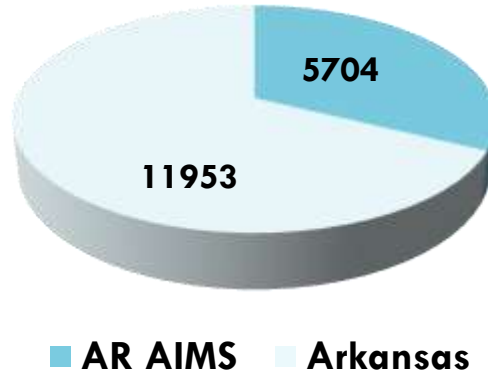


Source: NMSI and The College Board



2014-15 AR AIMS and Arkansas Schools Reporting MS Exams
AR AIMS– 18.4% of schools; 47.7% of AP MS Exams Taken

of AP Math and Science Exams Taken

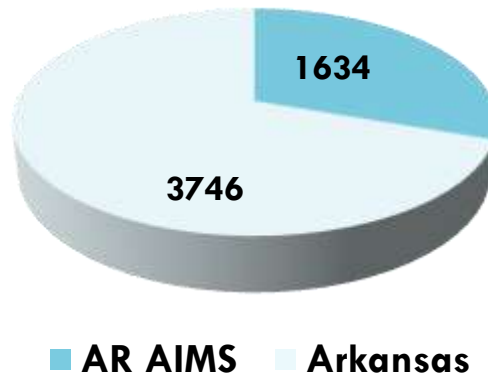


Source: NMSI and The College Board

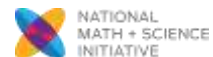


2014-15 AR AIMS and Arkansas Schools Reporting MS Exams
AR AIMS– 18.4% of schools; 43.6% of AP MS Exam Qualifying Scores

of AP MS Exam Qualifying Scores

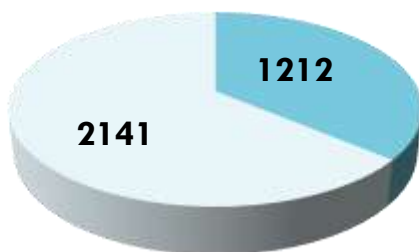


Source: NMSI and The College Board



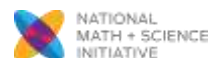
2013-14 AR AIMS & Arkansas Reporting Minority* MS Exams
AR AIMS– 18.4% of schools; 56.6% of AP MS Exams Taken

***# of AP MS Exams Taken by African American and Hispanic Students**



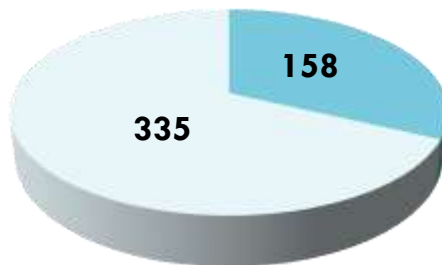
■ AR AIMS ■ Arkansas

Source: NMSI and The College Board



2013-14 AR AIMS & Arkansas Reporting Minority* MS Exams
AR AIMS– 18.4% of schools; 47.2% of AP MS Exam Qualifying Scores

of AP MS Exam Qualifying Scores by African American and Hispanic Students



■ AR AIMS ■ Arkansas

Source: NMSI and The College Board





Conclusions

- AR AIMS schools account for the dramatic increase in the number of students taking AP math, science, and English classes.
- AR AIMS schools account for the significant increase in the number of qualifying scores on AP math, science, and English exams.
- AR AIMS schools account for the state's increase in minority students taking AP courses and achieving qualifying scores.

17



Conclusions

- AR AIMS is a STEM model that produces results!
- AR AIMS is making a difference in the state by changing expectations and achievement!
- The correlation between Advanced Placement and college success is obvious!

18



NOTABLE QUOTES

- *“I am proud of the strides made by the Arkansas AIMS program to improve our students’ English, math and science skills. Thanks to the program’s initiatives, our state can proudly boast of being fourth in the nation for its percentage increase of students excelling on AP exams. Arkansas AIMS is setting our students on the path to success, and helping them become better prepared to enter the 21st century workforce.”*

*Governor Asa Hutchinson
Fall, 2015*

19



NOTABLE QUOTES

- *“The academic culture at Prairie Grove High School has changed. I strongly encourage anyone interested in changing academic culture of their school or our State to pursue AR AIMS”.*

*Sincerely,
Ronald K. Bond
Principal
Prairie Grove High School*

20



Notable Quotes

- We are also very pleased and honored that the recently released ForwARd Arkansas report, ***“The State of Education in Arkansas”***, highlighted the success of AAIMS and noted that:
“AAIMS is a strong example of a program that is helping more high school students take AP exams and perform well on AP exams, better preparing them for the rigors of college-level coursework” (“The State of Education in Arkansas”, page 9).

21



NOTABLE QUOTES

- ***“IF YOU WERE TO CREATE A PROGRAM THAT SUPPORTS A TEACHER AND PROVIDES STUDENTS WITH CLASS PREPARATION, AAIMS WOULD BE IT.”***

CASEY WOODS,
BIOLOGY TEACHER
BEEBE HIGH SCHOOL

22